

דברים טוב

It's *Hebrew* time!

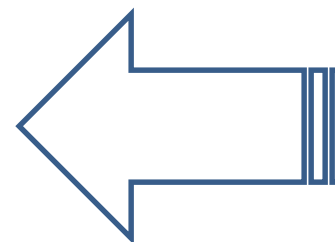
September – October 2018
(and October – November 2018)

Step 1: Aleph-Bet

Offered Twice By:

Paula Leigh and Harry Briley
PaulaL1020@hotmail.com brileyh@comcast.net

Revised 12/2/2018



Why Bother with Old Testament?

(Why else would you learn Hebrew alphabet?)

From: Rich Robinson, Jews for Jesus Quarterly, 9/2018, page 6-7

1. Jesus used it masterfully (and so should we)
2. The Apostles engage us with it (only Bible they had)
3. We cannot understand the NT without it
4. It's Big-Picture view puts our own into perspective
5. Eliminating OT was a early heresy (& anti-Semitic*)

*"Twisted Cross: The German Christian Movement in the Third Reich", Doris Bergen, 1996, Chapel Hill UNC Press, page 26 and 144

Introduction

Seven strikes against new students of non-Latin-based **Hebrew** language:

- the vocabulary is foreign (by definition)
- the alphabet requires new pattern recognition (brain decoding)
- the vowels (if provided) are dots and dashes beneath consonants
- there are no lower case letters to distinguish between words
- some letters share the exact same sound as other letters
- the Ashkenazi/Brooklyn pronunciation differs from Sephardic/Israeli
- the Paleo-cursive form is a shorthand set of symbols (we will skip cursive)

Flashcard Apps

- For Apple (iPad or iPhone), there is a good app for learning letters/vowels called **Hebrew Flashcards** under Education made by Never Settle Apps.
- David Stimmel pf.stimmel@comcast.net has all letters (and some with vowels) entered into **Chegg Flashcards** that he can share upon request.
- For Android, Ocean Reef Studios offers **SpeedHebrew** with a starting set of flashcards on the alphabet (on Google store but not via ORS website).

Letters – Week 1

Book Block

Font Font

א א

NO Capital Letters in Hebrew

aleph (silent)

ב ב

bet

ב ב

vet

(A • (dagesh) is percussive ... Ashkenazi often “v”)



ה ה

hey (“Hey! A piece is missing!”)

מ מ

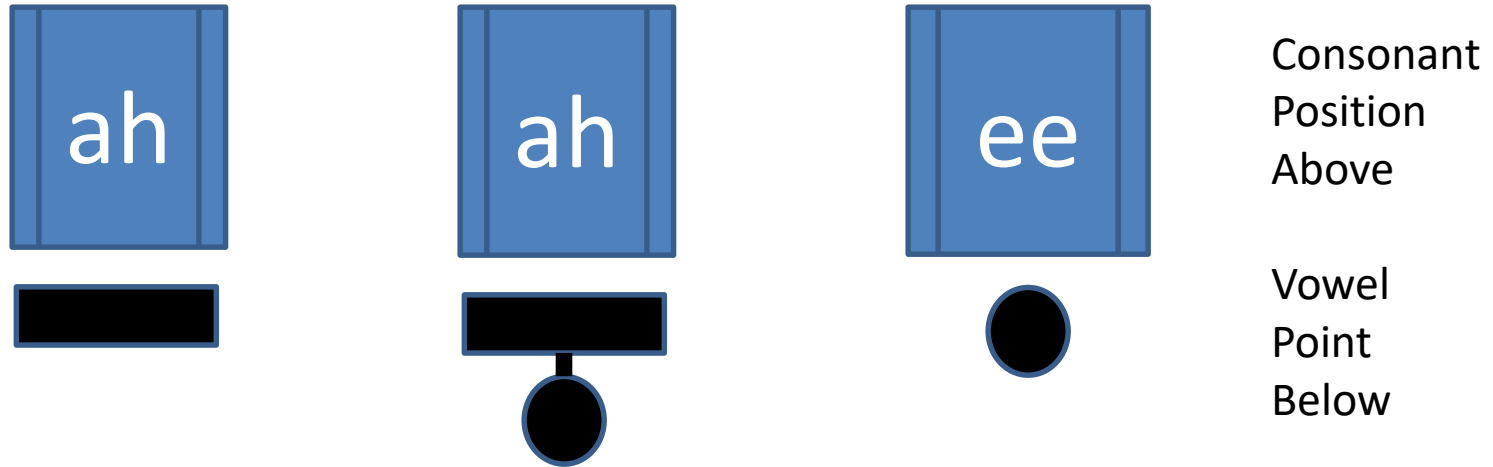
mem

מ מ

mem-sofeet



Vowels – Week 1



Nearly all consonants are **paired with a vowel**, usually **beneath**. Pronounce each consonant-vowel pair as a unit.

Example showing Vowel Points:



Hidden Words – Week 1

This dagesh in Mem
does **not** affect sound

אֶבֶן

אֶמֶן

אֶבֶן

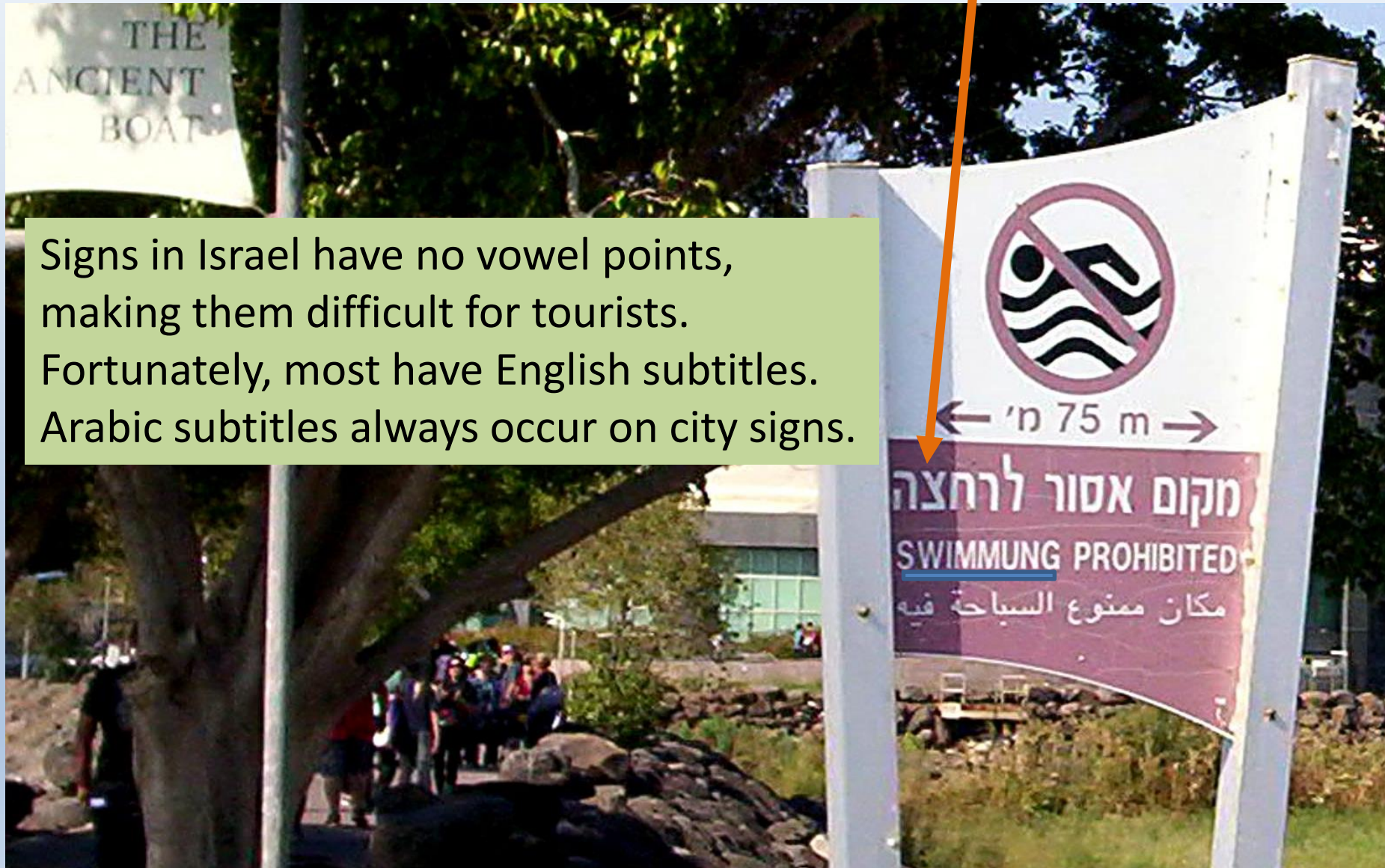
אֶמֶן

Galilee:
"Jesus Boat"

Week 1

bathing = רחצה

Signs in Israel have no vowel points, making them difficult for tourists. Fortunately, most have English subtitles. Arabic subtitles always occur on city signs.



Homework - Week 1

- Write out a new letter **five** times
- Say it as you write it
- Write a line again with one vowel point
- Say combined letter/vowel as you write it
- Repetition with hearing is key

Review – Week 2

א א ב ב ב ב

ה ה מ מ מ מ

מ ה ב ב א

מ ה ב ב א

Words – Week 2

ה the

מה What/How/When ?

אב father

אמה mother

בא come (masculine form)

Letters – Week 2

Book Font Block Font

י י

NO Capital Letters

yod

ל ל

lamed

ר ר

resh

ו ו

vav

ת ת

tav

Sephardic/
Israeli

Bet'any

Natzaret

Natan'el

Shabbat

Ashkenazi/
English

Bethany

Nazareth

Nathaniel

Sabbath

(Ashkenazi say "th")

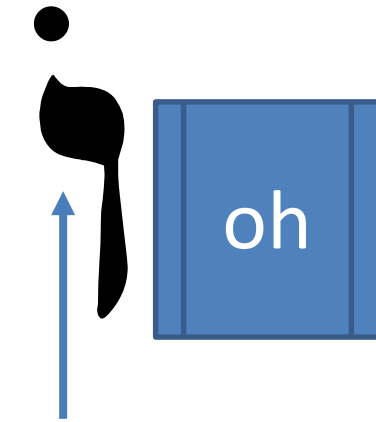
ת

ת


tav

Vowels – Week 2

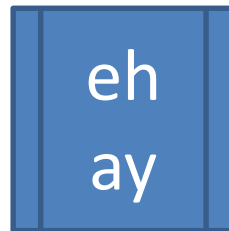
The vav (and aleph) can double as a silent vowel carrier for the consonant on the right



Oh! Look up there!



Oooo! It fell down



This is 'eh' or 'ay' depending upon local community. (Lesson 11 in *Time to Read Hebrew*)

Word Twister – Week 2

מִי who

הוא he

היא she

מִי הוא?

Hidden Words – Week 2

תורה

תורה

אבא

אבא

לא

Review – Week 3

י ו ל ר

ו ת ת ת

“Who?”

מי

“the”

ה

“no”

לא ב

ת

ו

ר

“What?”

מה

“he”

הוא

•

בו

א

ת

ו

ר

ל

Words – Week 3

אַתָּה you (m) אַתְּ you (f)

אבות fathers, ancestor (f, plural)

בֶּר son בַּת daughter

יום day לא no

יהוה God's holy name (Y'HVH)

מים water (m, plural)

Letters – Week 3

Book Font Block Font

ש ש

NO Capital Letters

shin

ש ש

(“Sin is not right”)

sin

ד ד

dalet

(... is not a ד ד)

ק ק

qof

כ כ

kaf

כ כ khaf



ך ך khaf-sofeet





Vowels – Week 3

The **glottal stop** feels like 1/16 note pause

Consonant
Position
Above



Vowel
Point
Below



Very common word

! = and

Old Jerusalem:
Western Wall

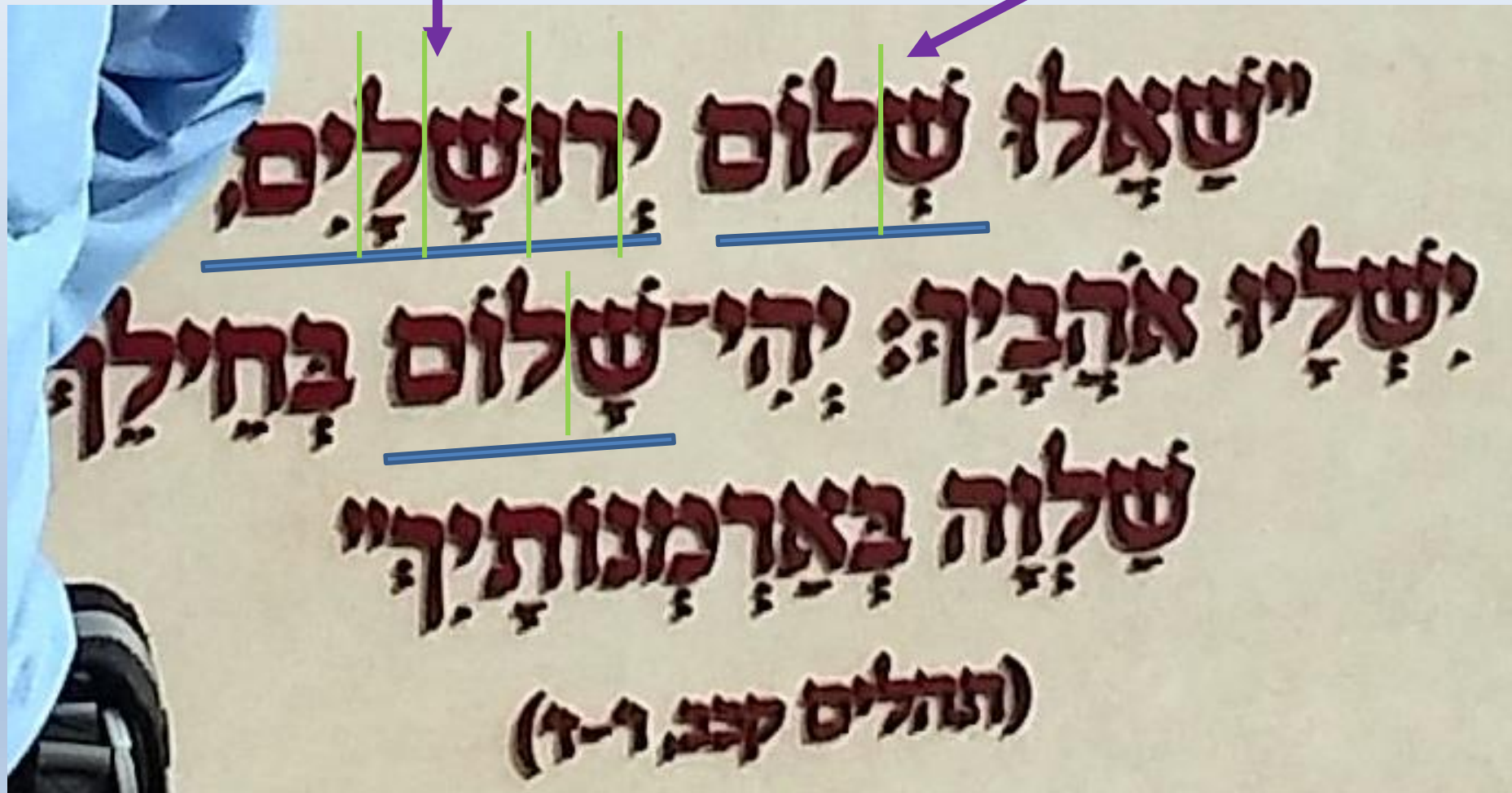
Week 3

Peace = שלום



Jerusalem =
Y'-ru-sha-la-yeem

Peace = שְׁלוֹם



Words in the Sh'ma

שְׁמַע

Hear!

בְּרוּךְ

blessed

שֵׁם

name

כְּבוֹד

glory

Hidden Words – Week 3

דְּבוּרָה דָּוִד אָדָם

נְשָׁלוֹם יִשְׂרָאֵל

דְּבוּרָה דָּוִד אָדָם

נְשָׁלוֹם יִשְׂרָאֵל

Review – Week 4

ר ר ד ד ש ש ש ש

ר ד כ כ כ כ ק ק

Letters – Week 4

Book Block

Font Font

א ע

NO Capital Letters

ayin (silent)

ג ג

gimmel

ח ח

khet

נ נ

nun (said as 'noon')

ן ן

nun-sofeet (... is not ן ן)

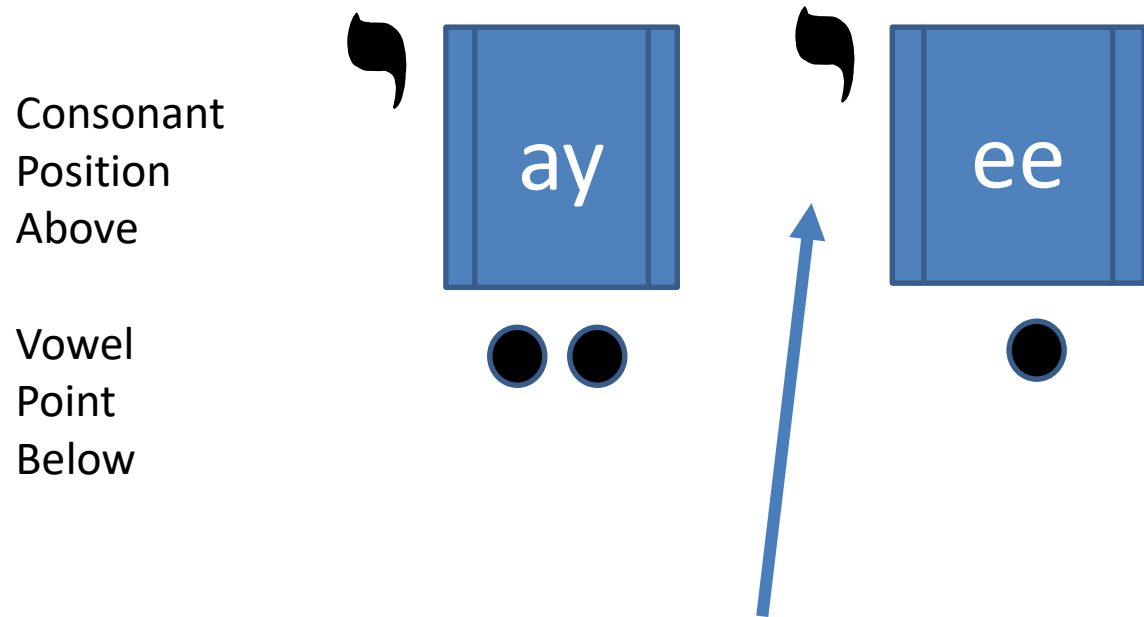
Bet She'an (Roman Ruins)
National Park

Week 4

גן = garden



Vowels – Week 4



The yod slightly “stretches” vowel sound

Long “A”

Long “E”

Hidden Words – Week 4

עַמְנוּאֵל

הַר מְגִדוֹ

אֱמֵן

בֵּית-לֶחֶם

עַמְנוּאֵל

הַר מְגִדוֹ

אֱמֵן

בֵּית-לֶחֶם

Words – Week 4

ראש

head, chief, boss

שִׁבְּתַי

seventh day

Family of words use same consonants: קֹדֶשׁ

קֹדֶשׁ

ka-dish

A dedication

קִידוּשׁ

ki-dUsh

Blessing over wine

קֹדֶשׁ קוֹדֶשׁ

kO-desh

holy

BUT not this similar sounding word:

חֹדֶשׁ חוֹדֶשׁ

khO-desh month

Review – Week 5

ע ע

ג ג

ח ח

נ נ

ו ו

ז ז

Look Alikes:

נ נ

ב ב

כ כ

ד ד

ר ר

ו ו

ד ד

ז ז

Words – Week 5

עַל

on

דָּג

fish

אֶחָד

one

וְעַד

and ever

עִבְרִית

Hebrew

לֶחֶם

bread

נָתַן

given (Nathaniel = Given by God)

עוֹלָם

kingdom, universe, eternity, world

Jordan River
Baptismal Site
Mark 1:9-11

Israel – Week 5



Jordan River
Baptismal Site
Mark 1:9-11

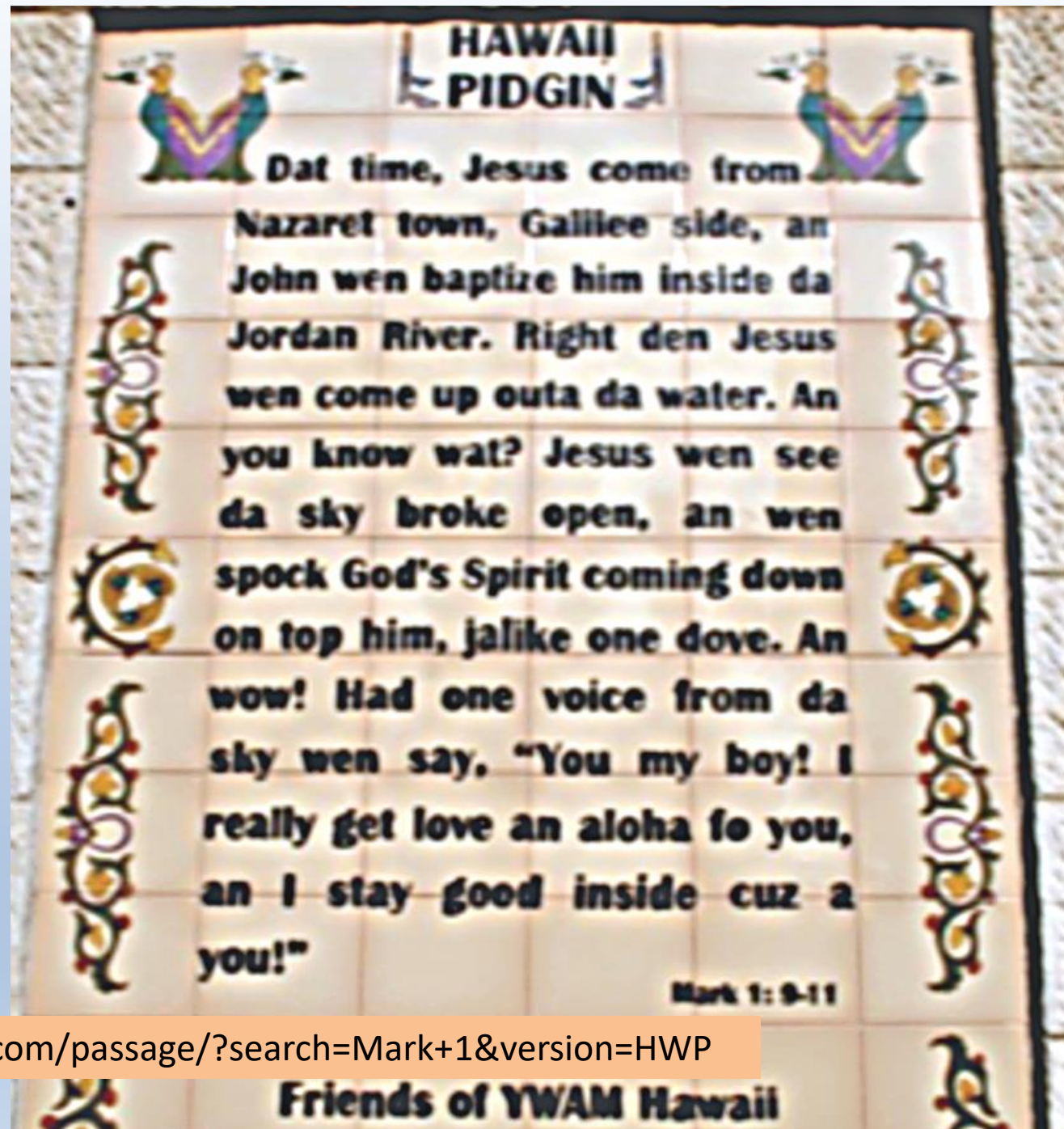
And = ו
The = ה
From = מן
He = הוא
Water(s) = מים
Heaven(s) = שמים

וַיְהִי בַיָּמִים הָהֵם וַיָּבֹא יֵשׁוּעַ
מִנְצֶרֶת מִן הַגִּלִּיל וַיֵּטֶבֶל עַל יַד
יֹחָנָן. וְהוּא אֵךְ עָלָה מִן
הַמַּיִם וַיֵּרָא וְהָנָה נִפְתָּחוּ הַשָּׁמַיִם
וְהָרוּחַ יָרְדָּה עָלָיו בְּדַמּוֹת יוֹנָה.
וַיְהִי קוֹל מִן הַשָּׁמַיִם; "אַתָּה הוּא
בְּנִי יְדִידִי, בְּךָ רָצָתָה נַפְשִׁי."

Jordan River
Baptismal Site
Mark 1:9-11

I visited the Youth With
A Mission (YWAM)
*University of the
Nations* in Kona-Kailua
on the Big Island.

What a surprise to find
this language panel at
the Jordan River!



<https://www.biblegateway.com/passage/?search=Mark+1&version=HWP>

Letters – Week 5

Book Block
Font Font

NO Capital Letters

פ פ

pey

פ פ fey

ף ף fey-sofeet

ס ס

samech

צ צ

tsadi

ץ ץ tsadi-sofeet

(as in Nuts, Matzah)



Hidden Words – Week 5

מַצֵּה

מצה

נֶצְרֶת

נצרת

Plurals

-ot Feminine Plural

Ex: אֲבוֹת

-eem Masculine Plural

Ex: בָּנִים

Accents

If two syllable then last syllable

Else, **penultimate** (next to last) syllable

Ex: עֲמָנוּאֵל

Review – Week 6

פ פ

פ פ

ף ף

ס ס

צ צ

ץ ץ

Old Jerusalem:
Zion Gate

Week 6

שַׁעַר = gate



Words - Week 6

הָאָרֶץ

the land/earth (THE land of Israel)

גֶּפֶן

grapevine

פֶּסַח

Passover

פֶּסַח

פֵּרִי

fruit

סֵפֶר

book

סֵפֶר

סוֹפֵר

scribe, author, writer

סוֹפֵר

Letters – Week 6

Book Block
Font Font

NO Capital Letters

ז ז

zayin

ט ט

tet ... ט is not ט mem

Final Words – Week 6

זֶה

this

זֶה

זֶאֱב

wolf

זֶאֱב

זָהָב

gold

זְבוּב

fly (ba'al-**zevuv** / ba'al-**zebub**)

Hidden Words – Week 6

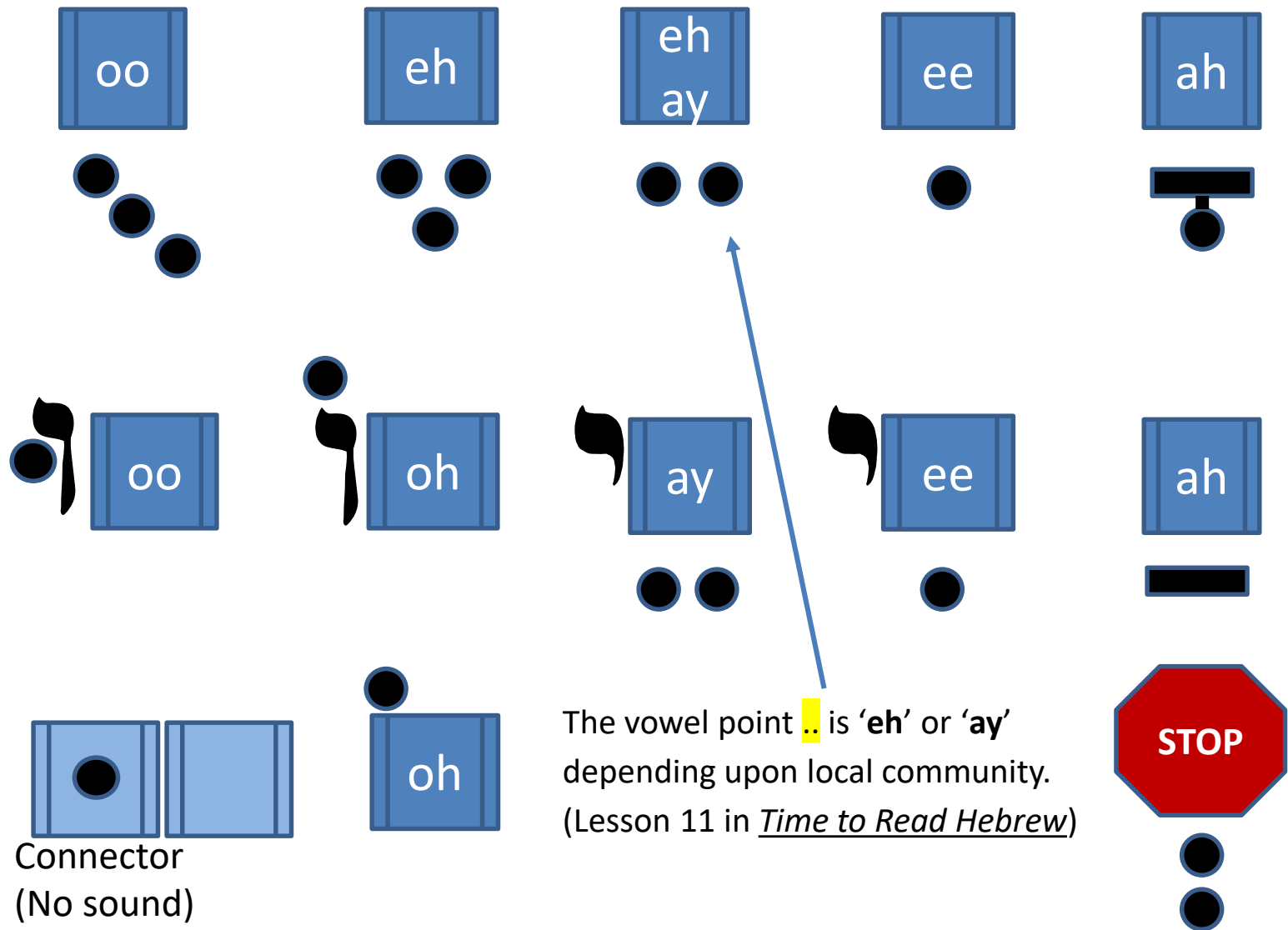
הַלְלוּ־נָה

הַלְלוּ־נָה

טוֹב

טוֹב

Vowel Points – Hebrew has **no** Diphthongs



←
Read RIGHT to LEFT ... so start over here: ↓

א ב ב ג ד ה ו

ז ח ט י כ ב ל

מ נ ס ע פ פ צ

ק ר ש ש ת ת

←
Read RIGHT to LEFT ... so start over here: ↓

א ב ב ג ד ה ו

ז ח ט ט י כ כ ל

מ נ ס ע פ פ צ

ק ר ש ש ת ת

Fonts

Here is Microsoft Word “**Hebrew**” font as a single line in Hebrew order. It is not useful except for singleton words inserted into English text.

אב גדה וז חטיבל מנסעפ צקרת
t c r q x p u s n m l k y f j z w h d g b a ← keyboard

Arial Font has Hebrew **Block Print** if using Hebrew Keyword to access it.

- In Windows 10, go to Region and Language
- Click Add a language
- Select Hebrew

Once installed: Notice the ENG in the taskbar.

- Left-Click on ENG to see available keyboard languages.

Ezra SIL Font (Summer Institute of Linguistics) produces **Book Print**

- Find here: <https://www.studylight.org/site-info/fonts/>
- Click on EzrSILR20.TTF filename on that page and Save to Desktop
- Click and drag EzrSILR20.TTF font file into C:\Windows\Fonts\